



Imperial County, CA

Contents

Report Parameters	1
Economy Overview	2
Historic & Projected Trends	4
Population Characteristics	8
Industry Characteristics	10
Business Characteristics	16
Workforce Characteristics	18
Educational Pipeline	25
In-Demand Skills	26

Report Parameters

1 County

6025 Imperial County, CA

Class of Worker

QCEW Employees, Non-QCEW Employees, and Self-Employed

The information in this report pertains to the chosen geographical area.

Economy Overview

183,126

Population (2019)

Population **grew by 4,894** over the last 5 years and is projected to **grow by 4,274** over the next 5 years.

71,221

Total Regional Employment

Jobs **grew by 496** over the last 5 years and are projected to **grow by 3,320** over the next 5 years.

\$45.8K

Median Household Income (2018)

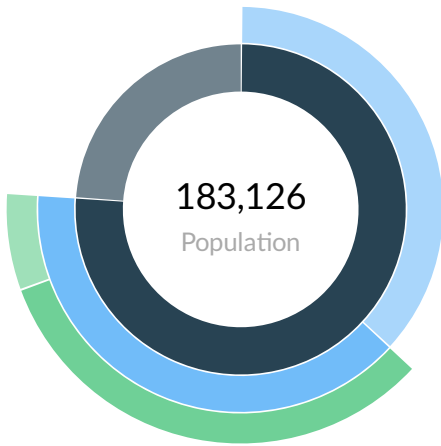
Median household income is **\$14.5K below** the national median household income of \$60.3K.

Takeaways

- As of 2019 the region's population **increased by 2.7%** since 2014, growing by 4,894. Population is expected to **increase by 2.3%** between 2019 and 2024, adding 4,274.
- From 2014 to 2019, jobs **increased by 0.7%** in Imperial County, CA from 70,726 to **71,221**. This change **fell short of the national growth rate of 7.9% by 7.2%**. As the number of jobs increased, the **labor force participation rate decreased from 57.3% to 51.6% between 2014 and 2019**.
- Concerning educational attainment, **9.1% of Imperial County, CA residents possess a Bachelor's Degree** (9.8% below the national average), and **6.4% hold an Associate's Degree** (1.7% below the national average).
- The top three industries in 2019 are Education and Hospitals (Local Government), Support Activities for Crop Production, and Individual and Family Services.

	Population (2019)	Labor Force (2019)	Jobs (2019)	Cost of Living	GRP	Imports	Exports
Region	183,126	71,883	71,221	98.0	\$6.75B	\$10.73B	\$11.98B
State	39,837,308	19,470,122	20,076,272	135.9	\$3.06T	\$1.52T	\$2.17T
Nation	329,399,330	163,493,315	165,694,988	100.0	\$21.12T	\$0	\$8.96T

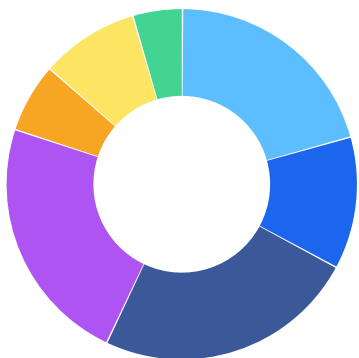
2019 Labor Force Breakdown



	Population
● Total Working Age Population	139,256
● Not in Labor Force (15+)	67,373
● Labor Force	71,883
● Employed	59,622
● Unemployed	12,261
● Under 15	43,870

Educational Attainment

Concerning educational attainment, **9.1% of Imperial County, CA residents possess a Bachelor's Degree** (9.8% below the national average), and **6.4% hold an Associate's Degree** (1.7% below the national average).

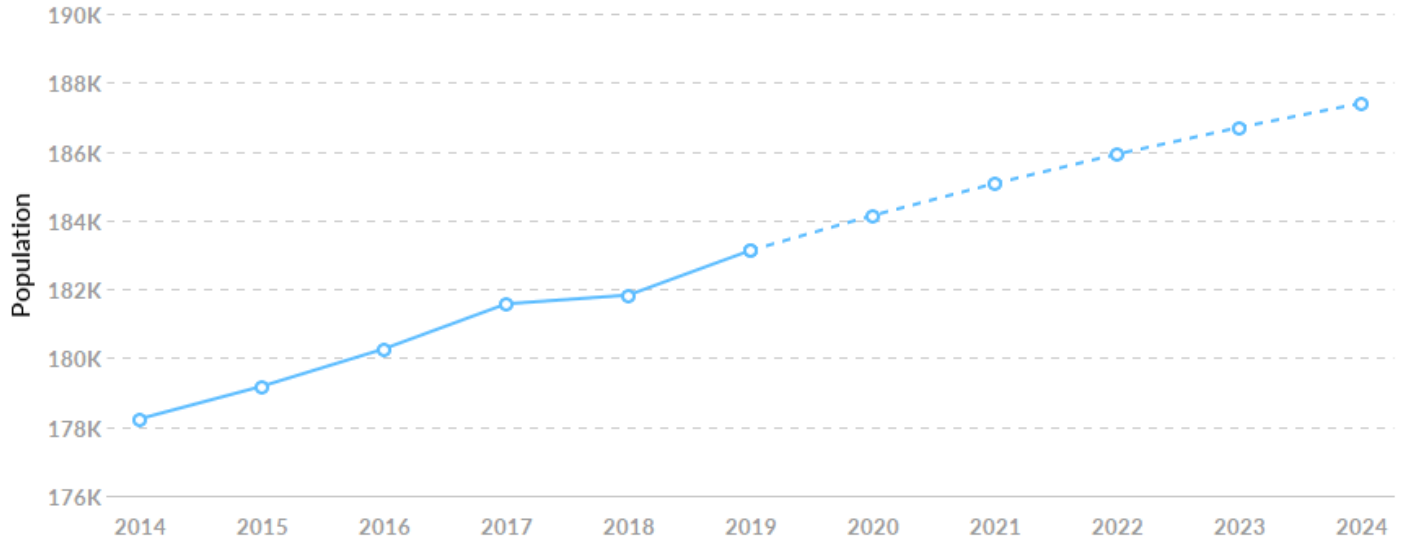


	% of Population	Population
● Less Than 9th Grade	20.6%	23,211
● 9th Grade to 12th Grade	12.2%	13,755
● High School Diploma	24.2%	27,270
● Some College	23.0%	25,941
● Associate's Degree	6.4%	7,195
● Bachelor's Degree	9.1%	10,223
● Graduate Degree and Higher	4.6%	5,156

Historic & Projected Trends

Population Trends

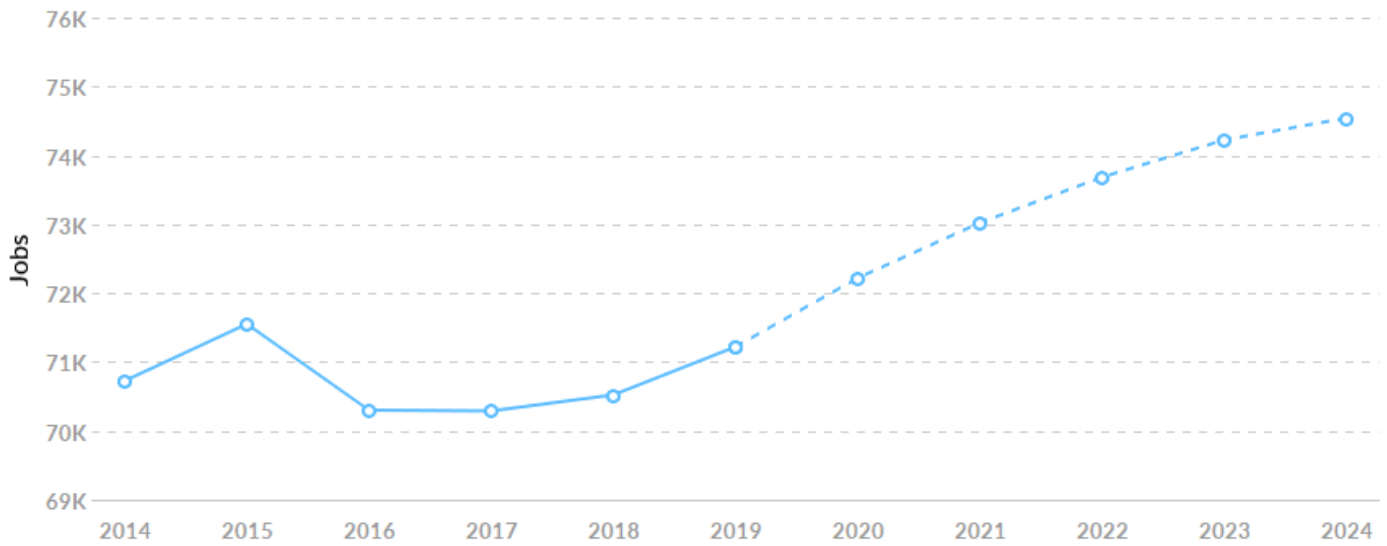
As of 2019 the region's population **increased by 2.7%** since 2014, growing by 4,894. Population is expected to **increase by 2.3%** between 2019 and 2024, adding 4,274.



Timeframe	Population
2014	178,232
2015	179,179
2016	180,266
2017	181,572
2018	181,826
2019	183,126
2020	184,139
2021	185,069
2022	185,920
2023	186,696
2024	187,400

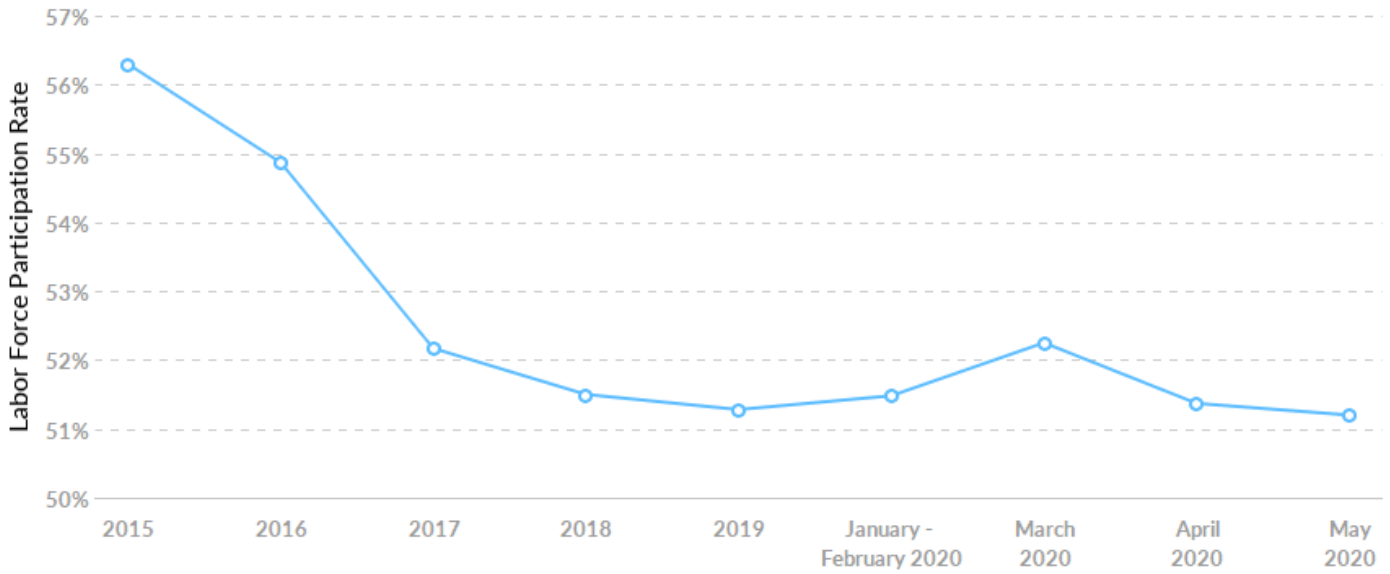
Job Trends

From 2014 to 2019, jobs increased by **0.7%** in Imperial County, CA from 70,726 to **71,221**. This change **fell short of the national growth rate of 7.9%** by **7.2%**.



Timeframe	Jobs
2014	70,726
2015	71,552
2016	70,300
2017	70,289
2018	70,522
2019	71,221
2020	72,219
2021	73,021
2022	73,684
2023	74,224
2024	74,542

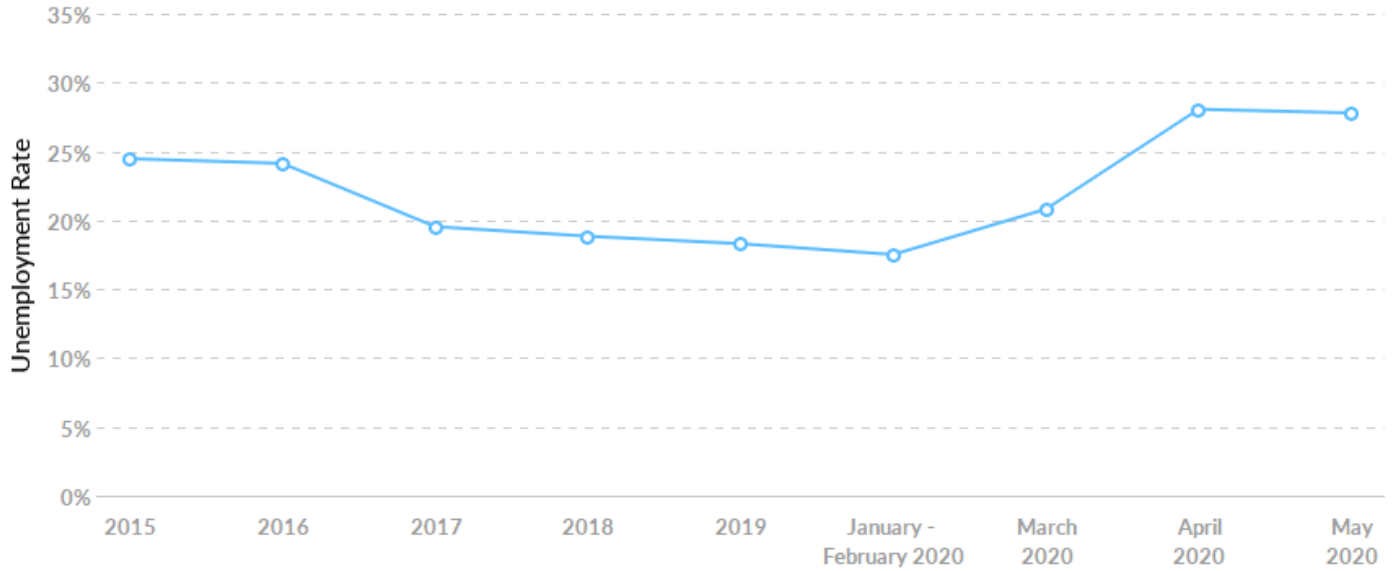
Labor Force Participation Rate Trends



Timeframe	Labor Force Participation Rate
2015	56.30%
2016	54.87%
2017	52.17%
2018	51.50%
2019	51.28%
January - February 2020	51.48%
March 2020	52.25%
April 2020	51.37%
May 2020	51.20%

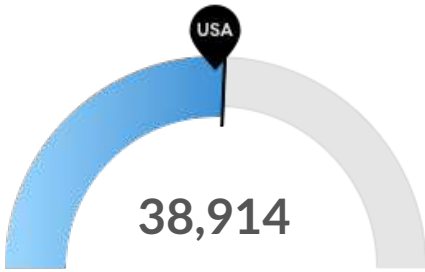
Unemployment Rate Trends

Imperial County, CA had a May 2020 unemployment rate of 27.79%, increasing from 24.47% 5 years before.



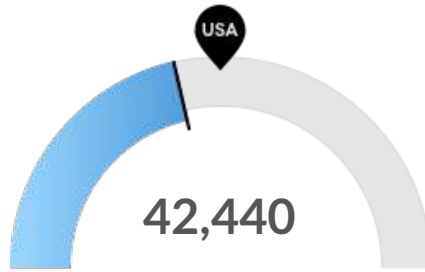
Timeframe	Unemployment Rate
2015	24.47%
2016	24.13%
2017	19.54%
2018	18.84%
2019	18.30%
January - February 2020	17.51%
March 2020	20.81%
April 2020	28.06%
May 2020	27.79%

Population Characteristics



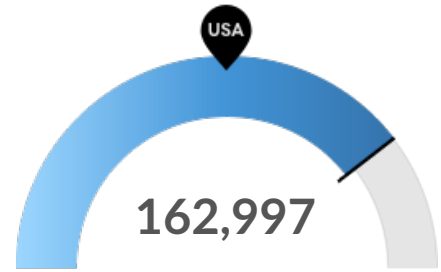
Millennials

Imperial County, CA has 38,914 millennials (ages 25-39). The national average for an area this size is 37,381.



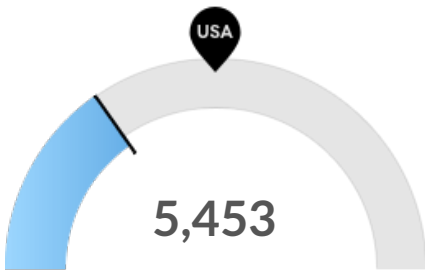
Retiring Soon

Retirement risk is low in Imperial County, CA. The national average for an area this size is 52,632 people 55 or older, while there are 42,440 here.



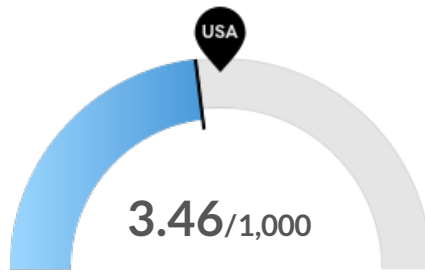
Racial Diversity

Racial diversity is high in Imperial County, CA. The national average for an area this size is 72,038 racially diverse people, while there are 162,997 here.



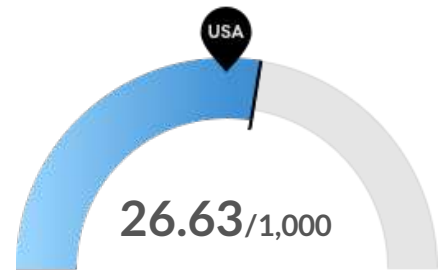
Veterans

Imperial County, CA has 5,453 veterans. The national average for an area this size is 10,343.



Violent Crime

Imperial County, CA has 3.46 violent crimes per 1,000 people. The national rate is 3.87 per 1,000 people.



Property Crime

Imperial County, CA has 26.63 property crimes per 1,000 people. The national rate is 22.98 per 1,000 people.

Place of Work vs Place of Residence

Understanding where talent in Imperial County, CA currently works compared to where talent lives can help you optimize site decisions.



Where Talent Works

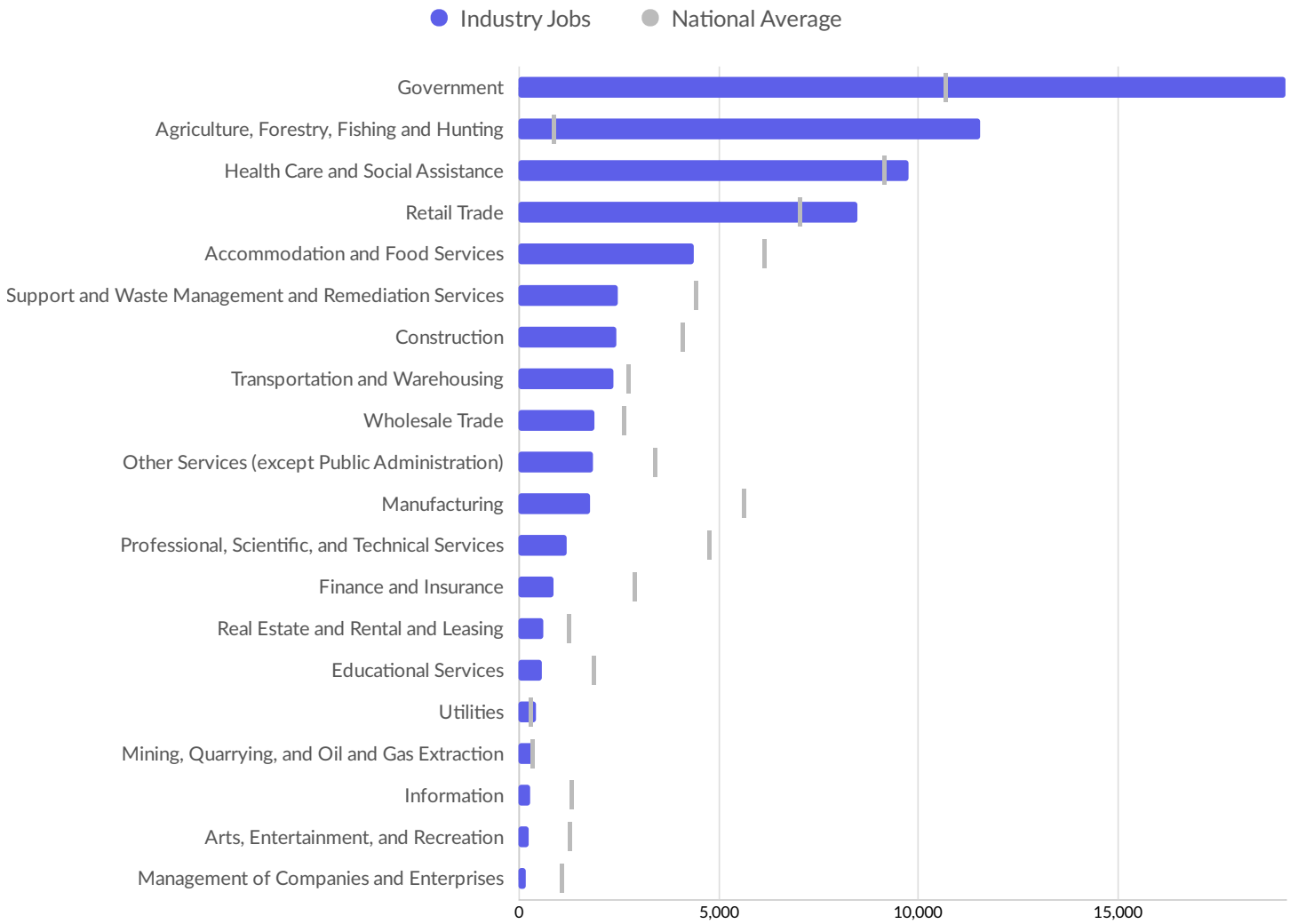
County	Name	2019 Employment
6025	Imperial County, CA	71,221

Where Talent Lives

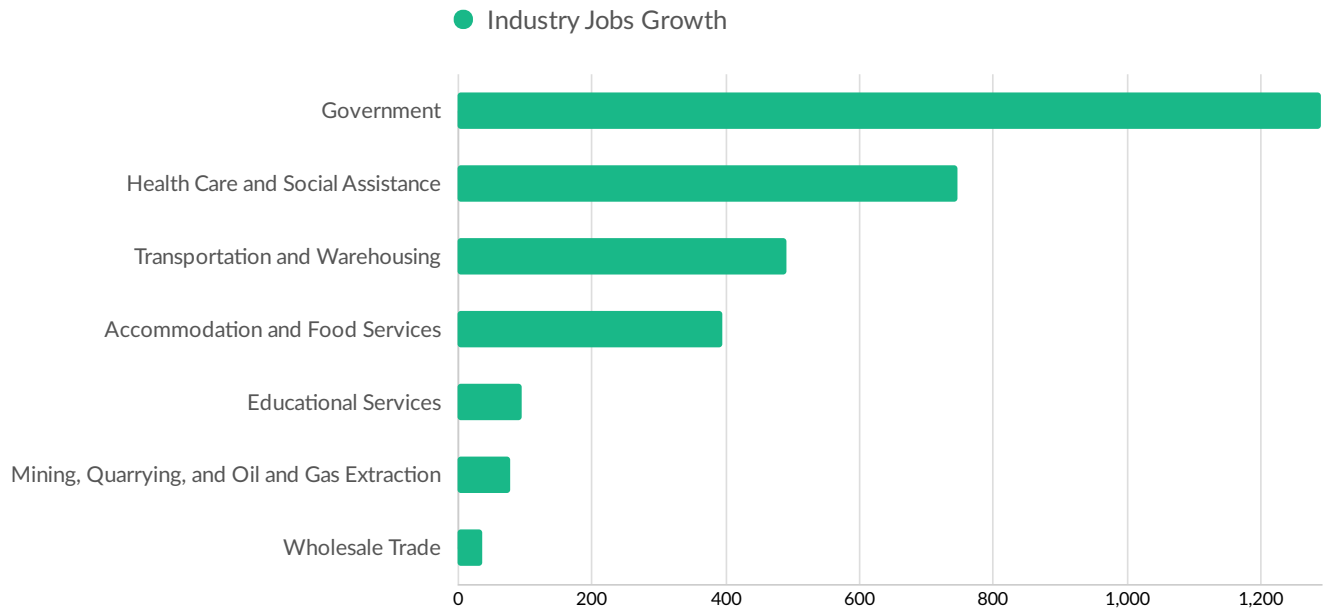
County	Name	2019 Workers
6025	Imperial County, CA	82,011

Industry Characteristics

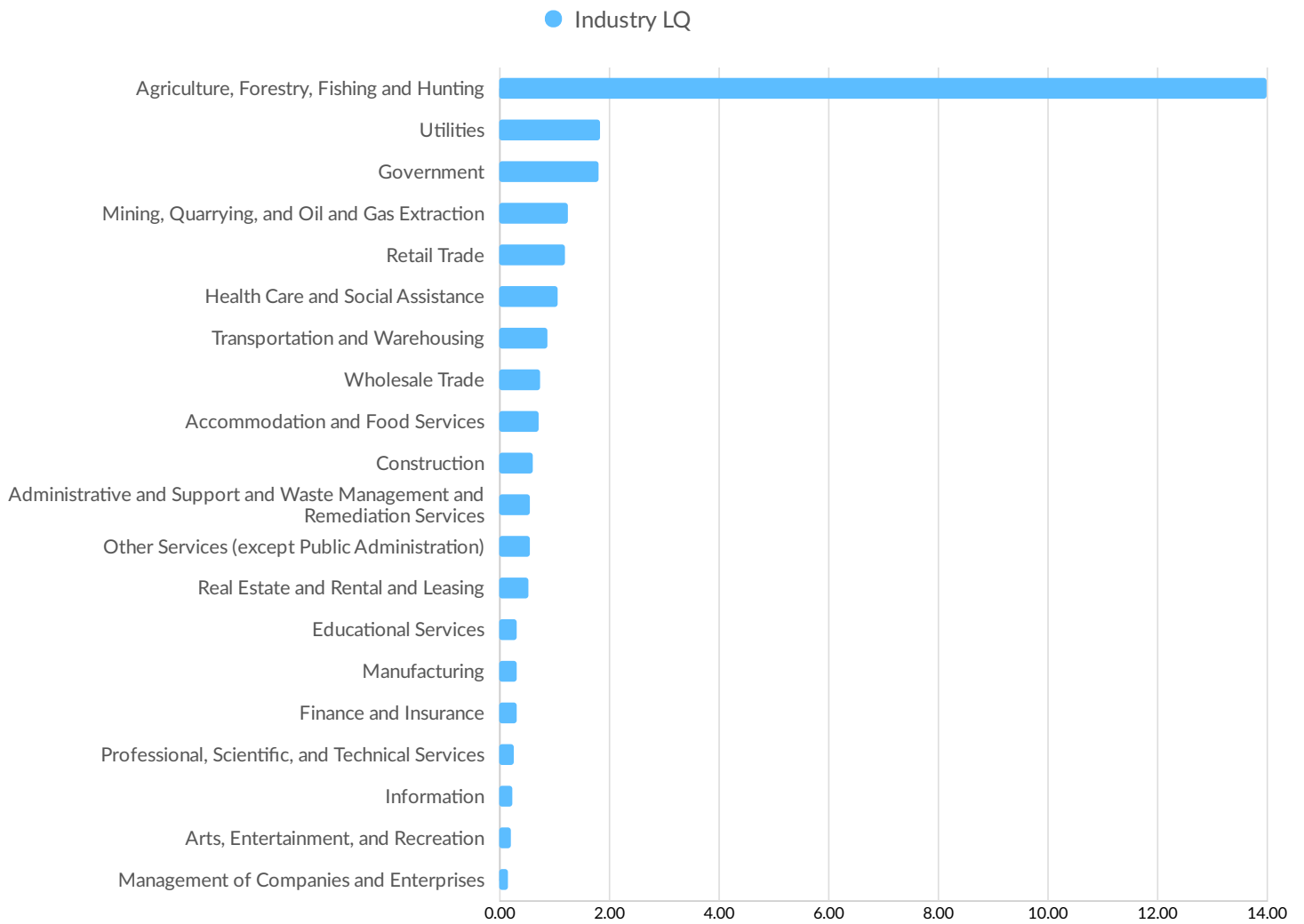
Largest Industries



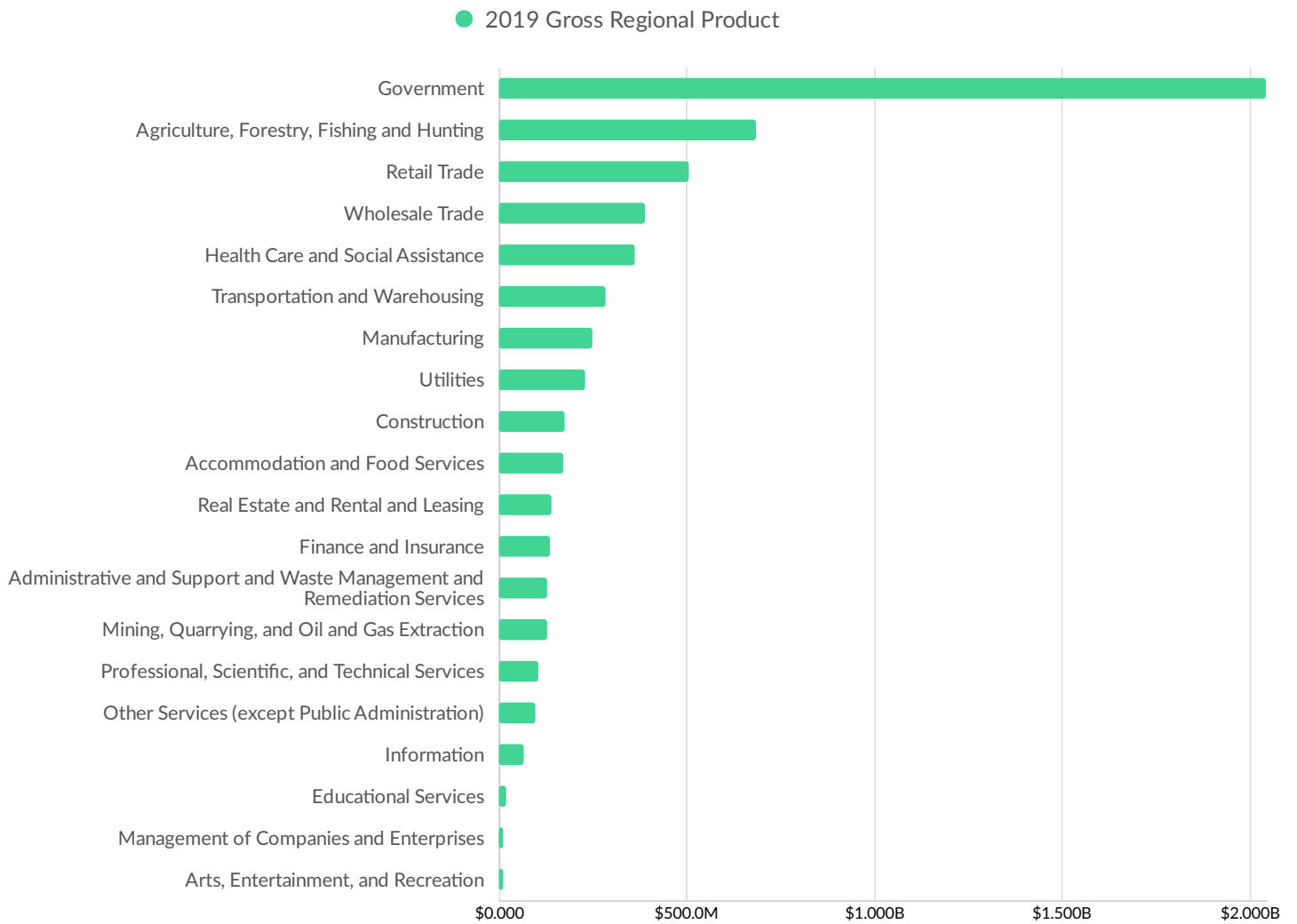
Top Growing Industries



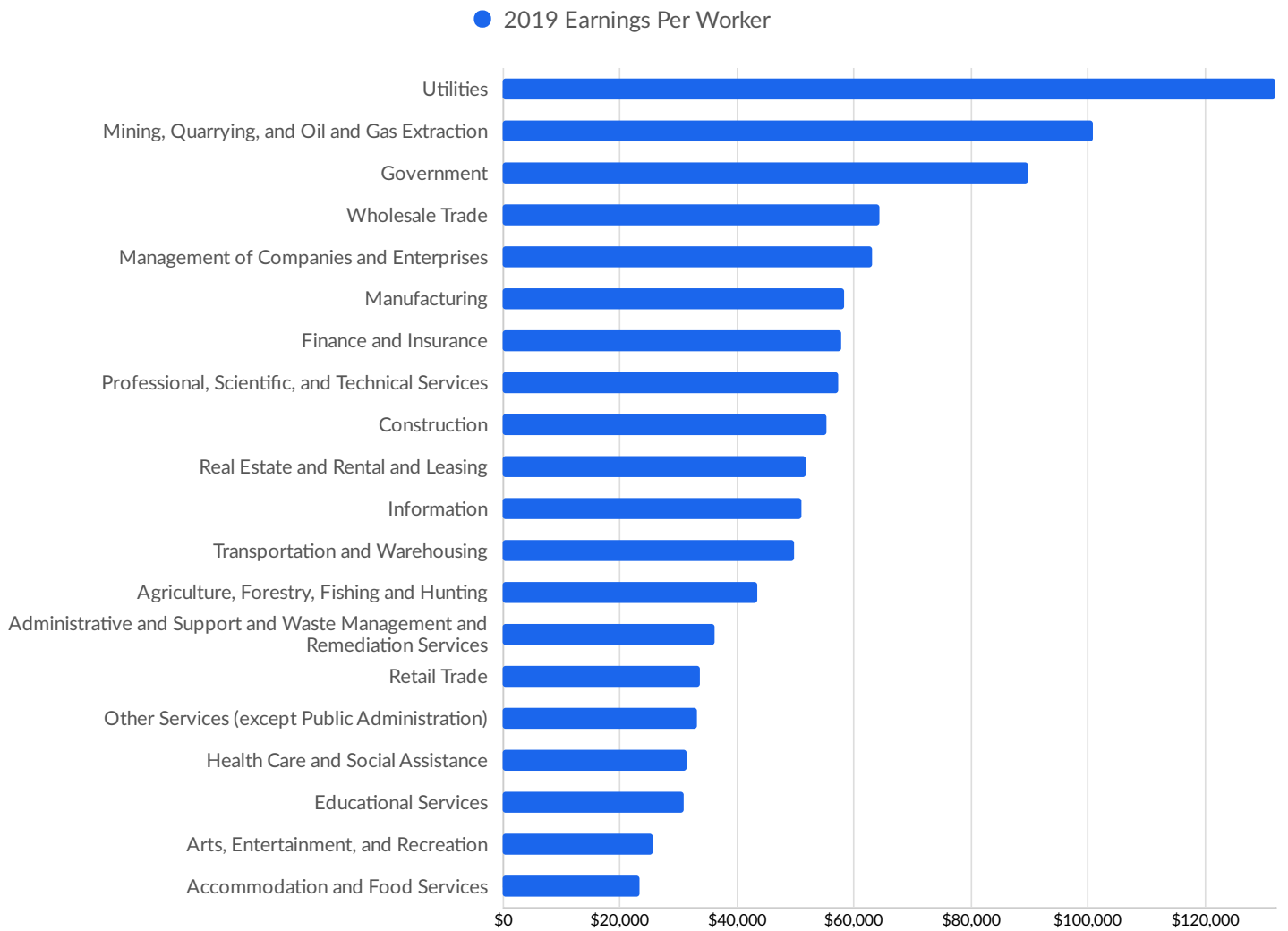
Top Industry LQ



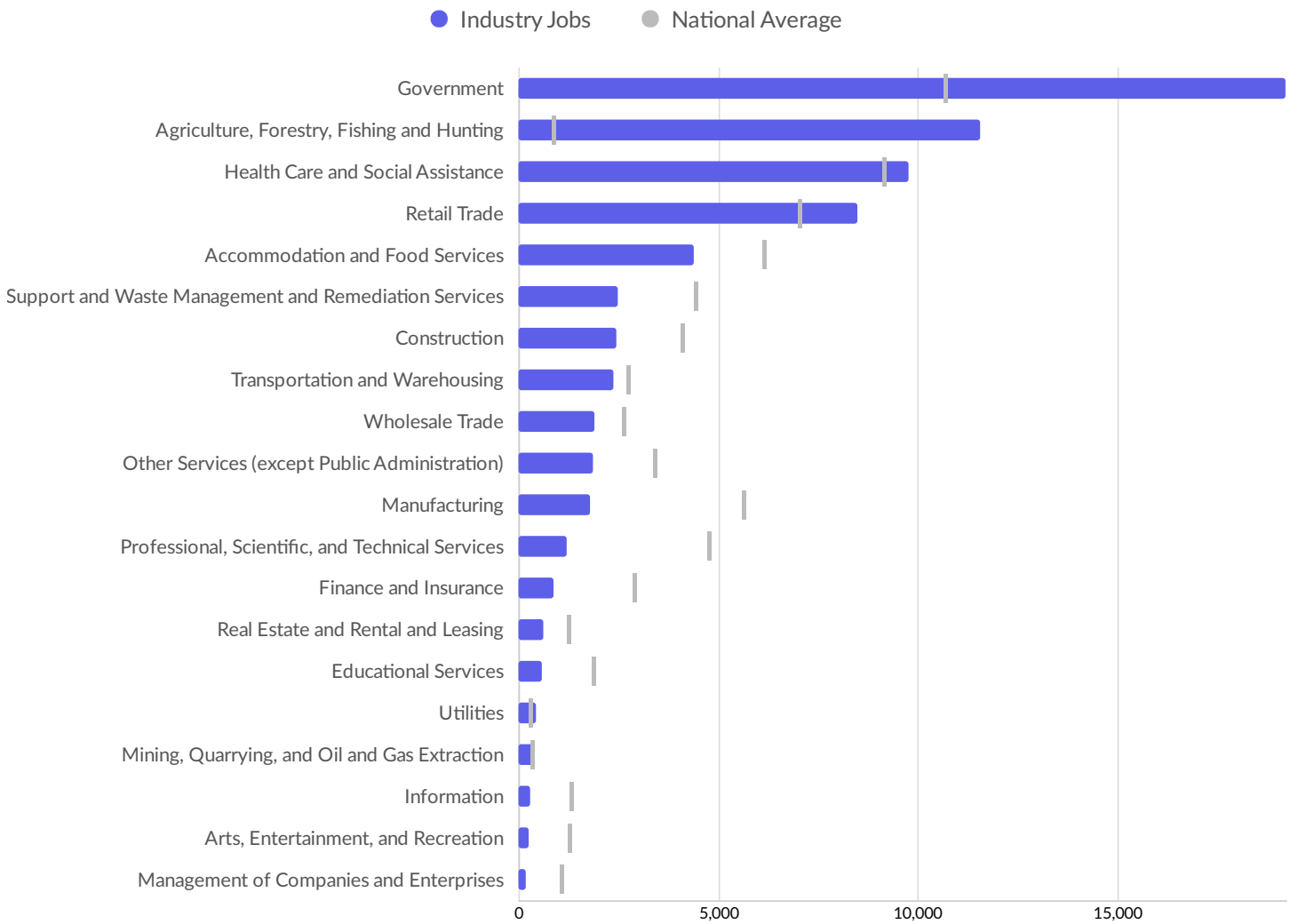
Top Industry GRP



Top Industry Earnings























Largest Industries



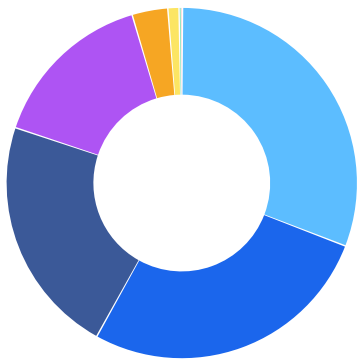
Business Characteristics

6,076 Companies Employ Your Workers

Online profiles for your workers mention 6,076 companies as employers, with the top 10 appearing below. In the last 12 months, 1,486 companies in Imperial County, CA posted job postings, with the top 10 appearing below.

Top Companies	Profiles	Top Companies Posting	Unique Postings
Imperial Irrigation District	368 	CRST International, Inc.	553 
El Centro Regional Medical Cen...	313 	HealthCare Employment Netwo...	329 
Imperial Valley Community Foun...	198 	El Centro Regional Medical Cen...	188 
Calexico Unified School District	186 	CompHealth, Inc.	181 
County of Imperial	174 	NurseFly	138 
Imperial County Office of Educa...	152 	Dallas County Community Colle...	122 
Pioneers Memorial Healthcare D...	150 	Care.com, Inc.	118 
Clinicas De Salud Del Pueblo, Inc.	94 	C.R. England, Inc.	116 
Wal-Mart, Inc.	85 	Imperial Valley College Foundati...	109 
El Centro Elementary School Dis...	76 	Centene Corporation	107 

Business Size

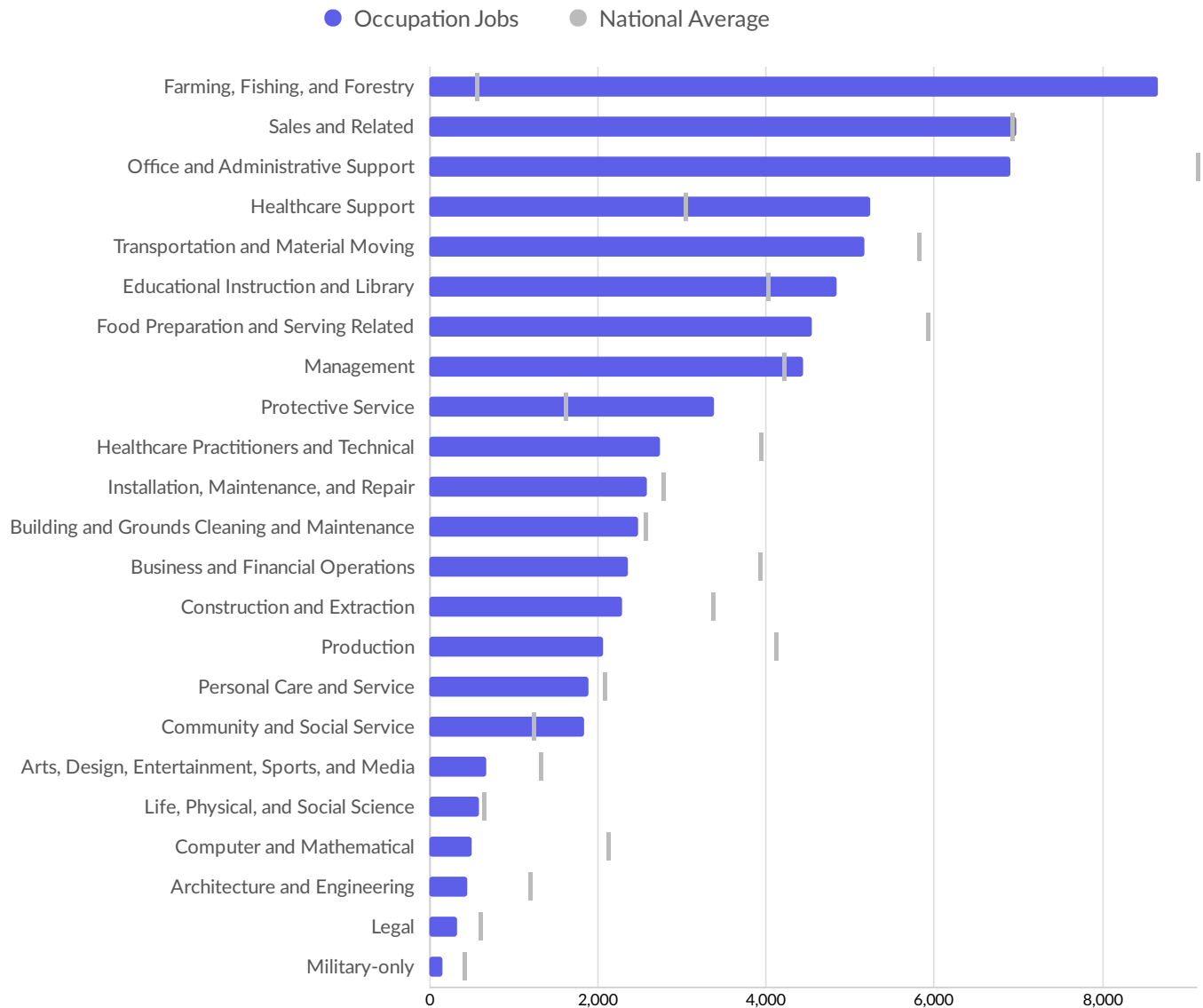


	Percentage	Business Count
1 to 4 employees	30.8%	1,260
5 to 9 employees	27.2%	1,114
10 to 19 employees	22.1%	903
20 to 49 employees	15.3%	627
50 to 99 employees	3.3%	135
100 to 249 employees	1.0%	42
250 to 499 employees	0.2%	8
500+ employees	0.1%	5

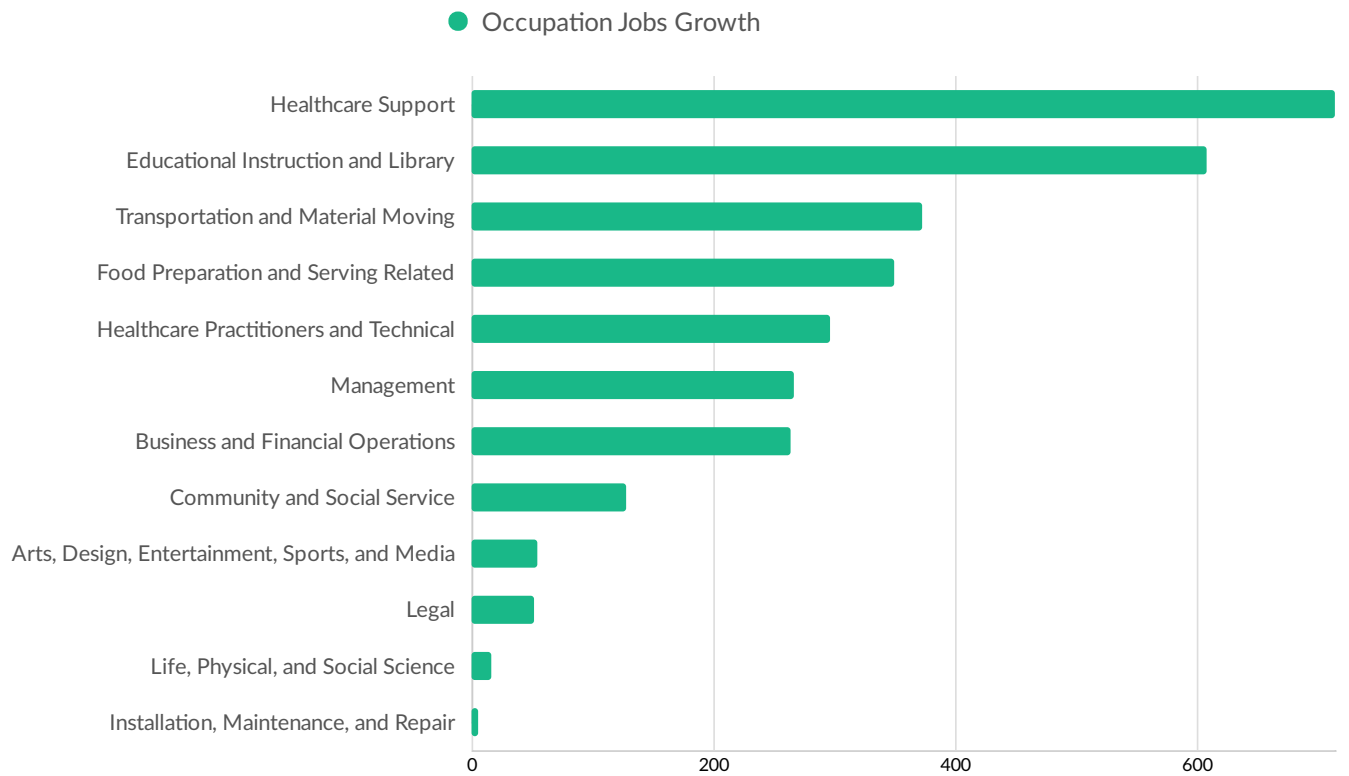
*Business Data by DatabaseUSA.com is third-party data provided by Emsi to its customers as a convenience, and Emsi does not endorse or warrant its accuracy or consistency with other published Emsi data. In most cases, the Business Count will not match total companies with profiles on the summary tab.

Workforce Characteristics

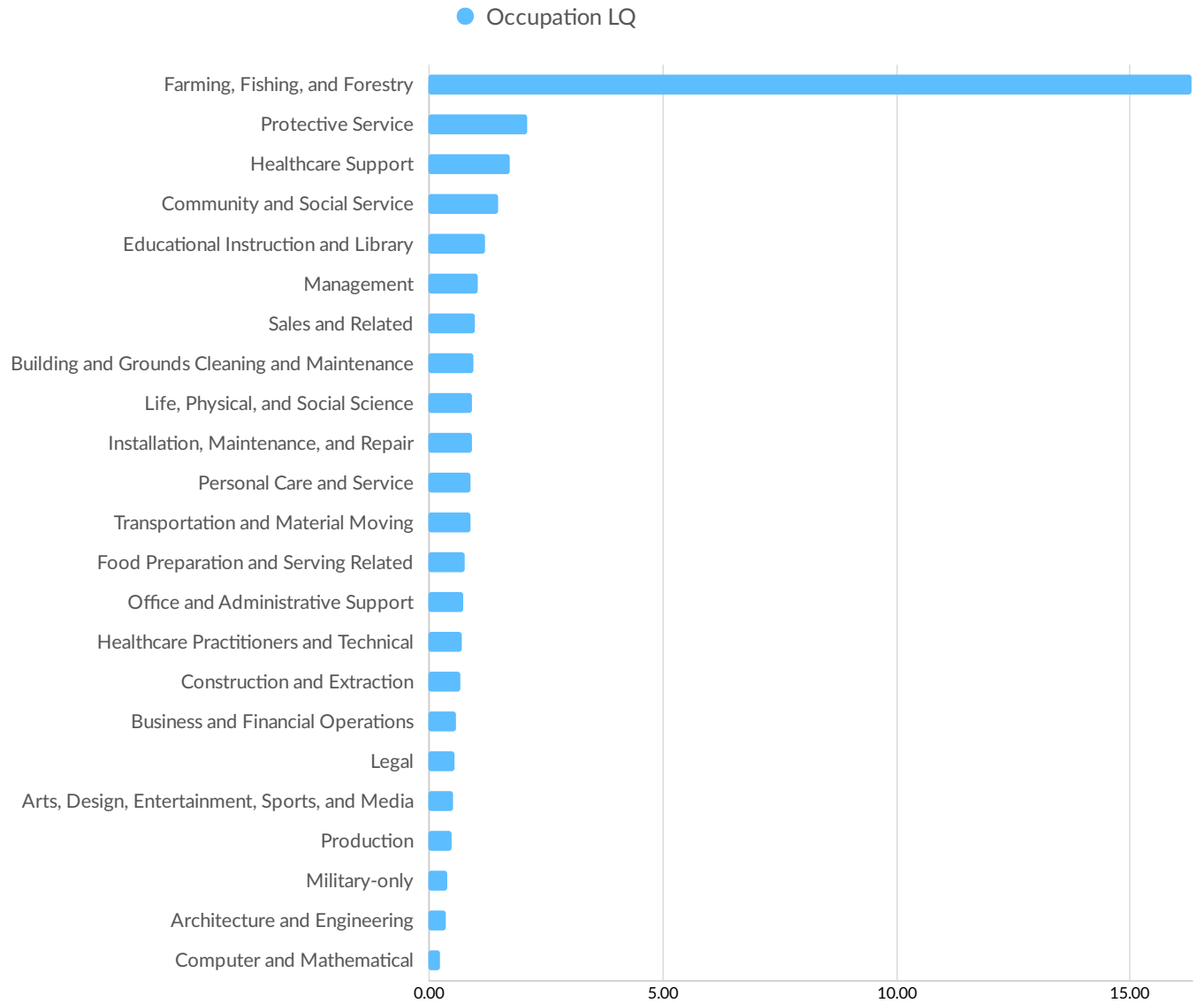
Largest Occupations



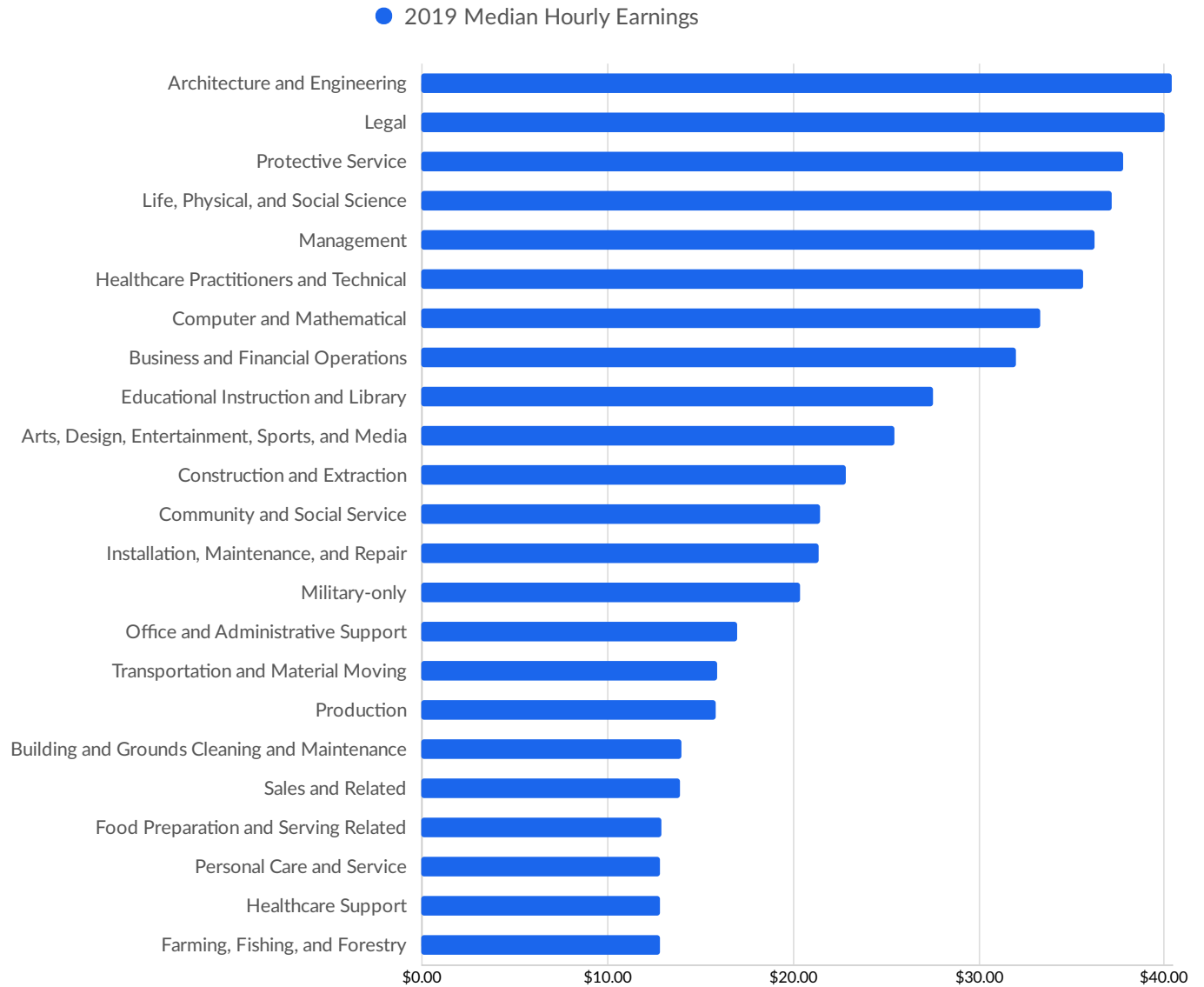
Top Growing Occupations



Top Occupation LQ



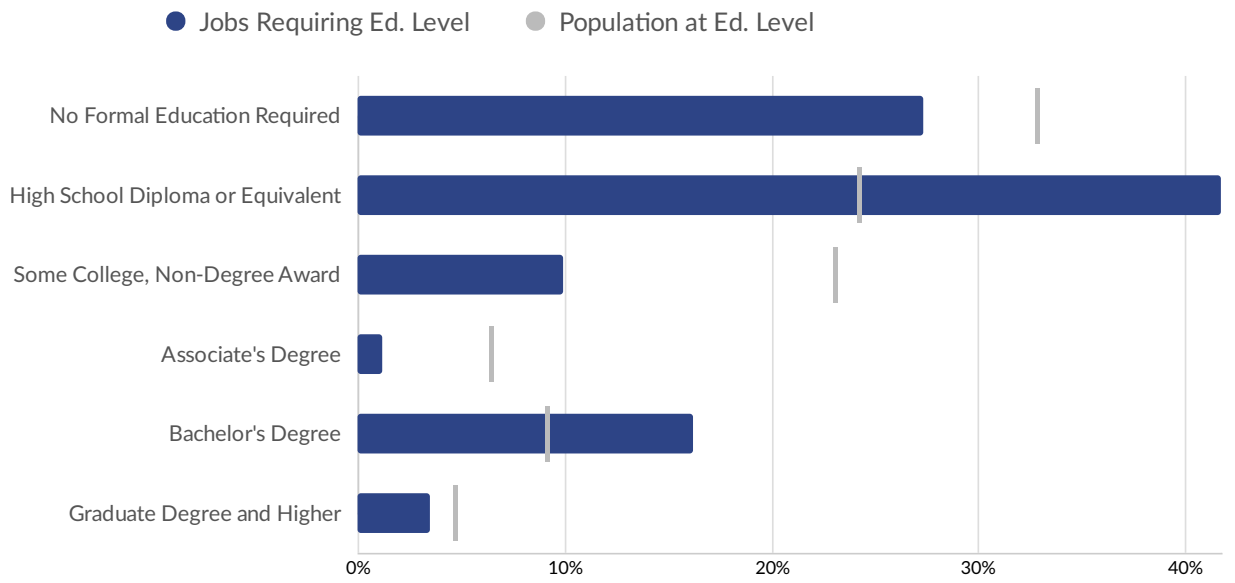
Top Occupation Earnings



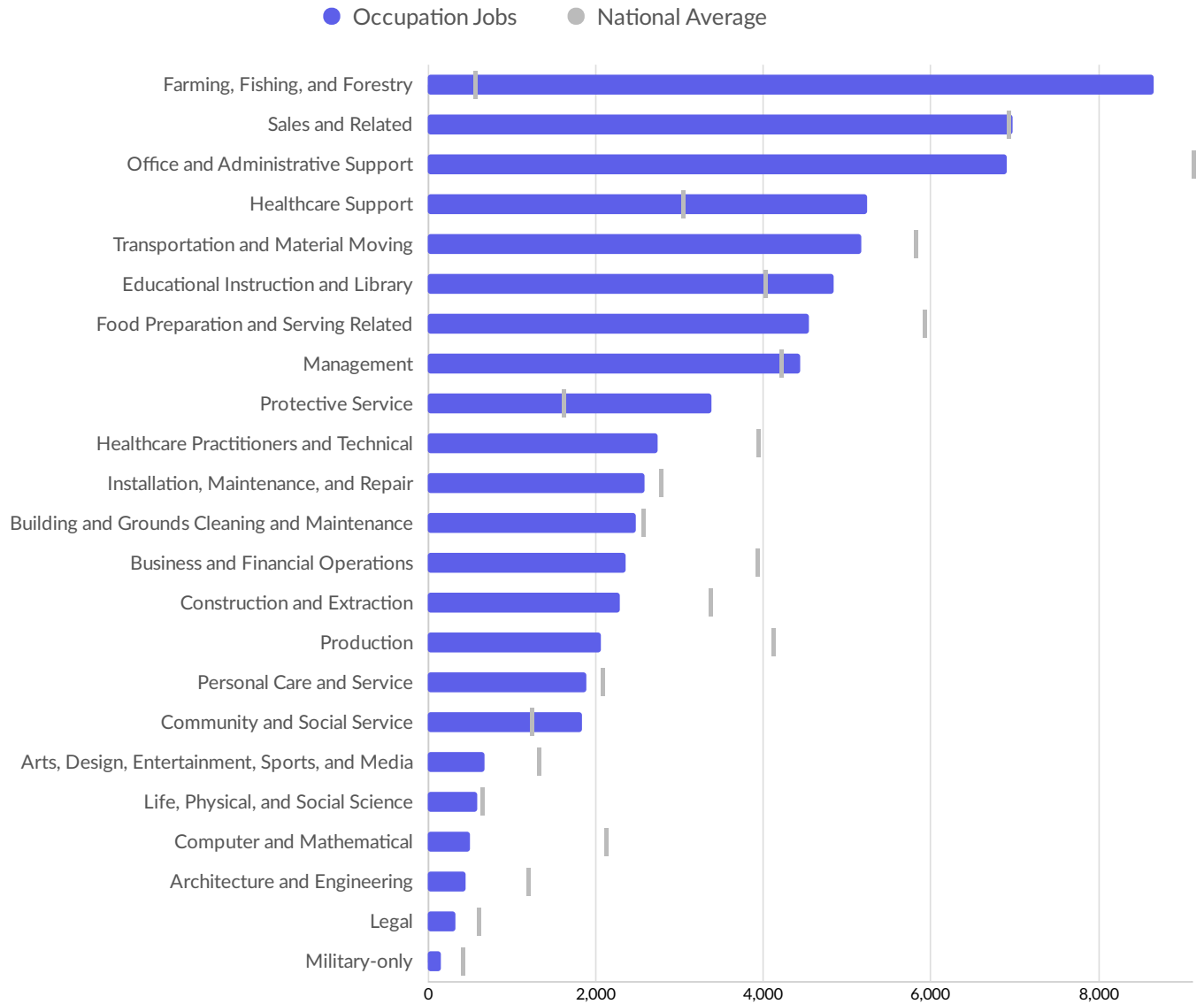
Top Posted Occupations



Underemployment

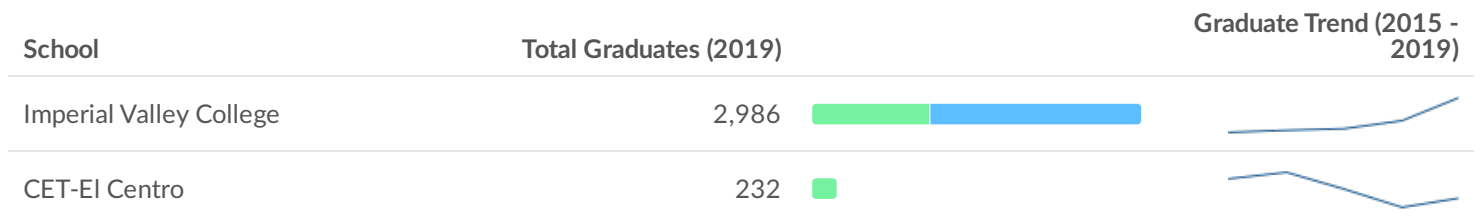


Largest Occupations



Educational Pipeline

In 2019, there were 3,218 graduates in Imperial County, CA. This pipeline has grown by 69% over the last 5 years. The highest share of these graduates come from Liberal Arts and Sciences/Liberal Studies, Biological and Physical Sciences, and Liberal Arts and Sciences/Liberal Studies.



● Certificate
 ● Associate's
 ● Bachelor's
 ● Master's or Higher

In-Demand Skills

